RUNERGY

HY-DH132N11

600-630W

23.3%	N-Type	132 Pieces
Max. Efficiency	Bifacial & Dual Glass	Half-Cell

Leading Technology

Based on n-type cell and 210R technology platform; Advanced design and manufacturing process; Industry leading reliability and efficiency of mass production

High Power

Bifacial higher power output, lower temperature coefficient and better low light performance; Significantly enhanced power output and lower LCOE

Long-term Reliability

Unsusceptible to LID, LeTID and lower PID degradation; 5400Pa snow load, 2400Pa wind load, and 35mm hail-resistant with 27.2m/s strike

Stringent Quality Control

Durable product structure; Stringent quality control system; Guaranteed after-sales service to ensure long-term reliability



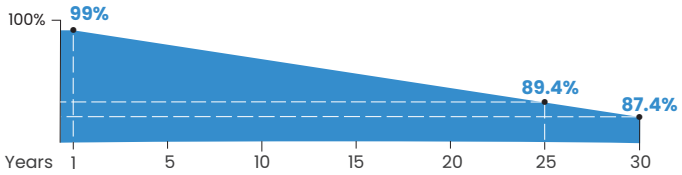

Runergy N-Type Dual Glass Product Performance Warranty

- 1st year degradation <1%, annual degradation <0.4%

12 — 12-year product warranty

30 — 30-year linear power warranty

IEC61215 / IEC61730 / UL61730 / IEC61701 / IEC62716 / IEC60068 / ISO9001 / ISO14001 / ISO45001

www.runergy.com
sales-inform@runergy.com

RUNERGY

HY-DH132N11 600-630

Mechanical Parameters

Solar Cell	Mono N-Type 182*210 mm
No. of Cells	132 (6 × 22)
Dimensions	2382 × 1134 × 30mm
Weight	32.4kg
Junction Box	IP68 rated (3 bypass diodes)
Output Cable	4mm² (IEC), 12 AWG(UL) +400/-200mm or customized
Connector	RY01 or similar
Front Cover	2.0mm AR coated heat-strengthened glass
Back Cover	2.0mm heat-strengthened glass
Frame	Silver-anodized aluminum
Container	36 pcs/pallet, 720 pcs/40' HQ (Global)

Unit: mm

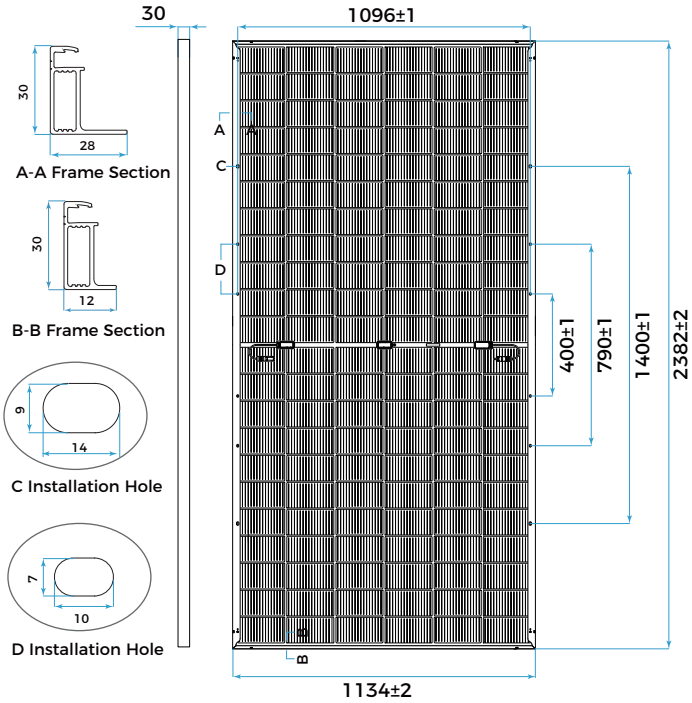

Operating Parameters

Max. System Voltage	DC 1500V（IEC/UL
Operating Temperature	-40˚C ~ +85˚C
Max. Fuse Rating	35A
Front/Back Max. Loading	5400Pa/2400Pa
Bifaciality	80%±5%
Hail Test	35mm, 27.2 m/s.
Fire Resistance	IEC Class A/ UL Type 29

Electrical Characteristics - STC

Irradiance 1000 W/m², cell temperature 25 ˚C, AM-1.5, Test uncertainty for Pmax: ±3%

Maximum Power at STC (Pmax/W)	630	625	620	615	610	605	600
Power Tolerance (W)				0 ~ +5			
Optimum Operating Voltage (Vmp/V)	41.89	41.62	41.34	41.06	40.78	40.50	40.22
Optimum Operating Current (Imp/A)	15.04	15.02	15.00	14.98	14.96	14.94	14.92
Open Circuit Voltage (Voc/V)	49.31	49.11	48.91	48.71	48.51	48.31	48.11
Short Circuit Current (Isc/A)	15.96	15.93	15.90	15.87	15.84	15.81	15.78
Module Efficiency	23.3%	23.1%	23.0%	22.8%	22.6%	22.4%	22.2%

Electrical Characteristics - BNPI

Irradiance: front 1000W/m², rear 135W/m², Cell temperature 25 ˚C, AM-1.5.

Maximum Power at BNPI (Pmax/W)	693	688	683	677	671	666	660
Optimum Operating Voltage (Vmp/V)	41.89	41.62	41.34	41.06	40.78	40.50	40.22
Optimum Operating Current (Imp/A)	16.55	16.53	16.51	16.49	16.46	16.44	16.42
Open Circuit Voltage (Voc/V)	49.43	49.23	49.03	48.83	48.63	48.43	48.23
Short Circuit Current (Isc/A)	17.59	17.56	17.53	17.49	17.46	17.43	17.40

Rearside Power Gain

(Reference to 615W Front)

Rearside Power Gain	5%	15%	25%
Maximum Power (Pmax/W)	646	707	769
Optimum Operating Voltage (Vmp/V)	41.06	41.16	41.16
Optimum Operating Current (Imp/A)	15.73	17.18	18.68
Open Circuit Voltage (Voc/V)	48.71	48.81	48.81
Short Circuit Current (Isc/A)	16.66	18.21	19.79
Module Efficiency	23.9%	26.2%	28.5%

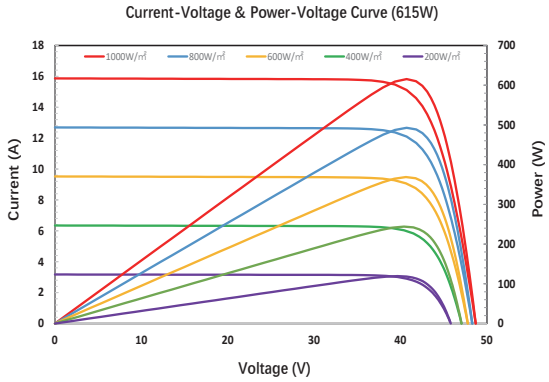

Temperature Characteristics

Nominal Module Operating Temperature	42 ± 2 ˚C
Nominal Cell Operating Temperature	45 ± 2 ˚C
Temperature Coefficient of Pmax	-0.29%/˚C
Temperature Coefficient of Voc	-0.25%/˚C
Temperature Coefficient of Isc	0.045%/ ˚C

©Copyright 2025 RUNERGY
HY-DH132N11-EU-Ver25Q4

Specifications included in this datasheet are subject to change without notice.